CÔNG TY TNHH SX CK CN GRATING

CCN Phú Thạnh - Vĩnh Thanh, Ấp 3, Xã Phú Thạnh,
Huyện Nhơn Trạch, Tỉnh Đồng Nai

Grating Floor
Stair Tread
Drainage Cover
Drainage Pit Cover



Website: www.gratingsteel.com.vn : **Email:** info@gratingsteel.com.vn

Company Profile

Company's Information:

+ Company Name: **Grating Mechanical Technology Production Ltd.Co**

+ Address: *Phu Thanh - Vinh Thanh Industrial Clusters, Nhon Trach District, Dong Nai Pro.*

+ Business Description: Specializes in manufacturing Grating & Stair Tread according to standard Of National Association Of Architectural Metal Manufacturers (NAAMM) and Hot Dip Galvanizing according to Standard **ASTM A123** or **ISO 1461** or **JIS H8641** for Chemical Plants, Thermal Power Plants, Refinery Plants, Animal Feed Factory, Oil and Gas Rig and Working Platforms for Industrial Plants, Drainage Cover and Drainage Pit Cover v.v...

Quality Management System ISO 9001:2015

TQC LIÊN HIỆP CÁC HỘI KHOA HỌC VÀ KỸ THUẬT VIỆT NAM
TRUNG TÂM KIỂM NGHIỆM VÀ CHỨNG NHẬN CHẤT LƯỢNG TQC

GIẤY CHỨNG NHẬN

Chứng nhận hệ thống quản lý chất lượng của

CÔNG TY TNHH SẢN XUẤT CƠ KHÍ CÔNG NGHỆ GRATING

Địa chỉ: Khu BD, ấp 3, xã Phú Thạnh, huyện Nhơn Trạch, tỉnh Đồng Nai, Việt Nam

Địa chỉ sản xuất: Cụm công nghiệp Phú Thạnh-Vĩnh Thanh, ấp 3, xã Phú Thạnh, huyện Nhơn Trạch, tỉnh Đồng Nai, Việt Nam

Được đánh giá và phù hợp với các yêu cầu của tiêu chuẩn quốc tế

ISO 9001:2015

Cho lĩnh vực: Sản xuất và kinh doanh lưới thép chịu lực Grating

Số chứng chỉ	: TQC.01.859
Hiệu lực của chứng chỉ	: Từ 12/10/2019 đến 11/10/2022
Chi tiết tại quyết định số	: 859/2019/QĐ-TQC
Ngày	: 12/10/2019

Mã truy xuất chứng chỉ TQC.01.859

Được phép sử dụng dấu chứng nhận

TRUNG TÂM KN&CN CHẤT LƯỢNG TQC
GIÁM ĐỐC
NGUYỄN QUANG HƯNG

TQC VIETNAM UNION OF SCIENCE AND TECHNOLOGY ASSOCIATIONS
TQC CENTER FOR TESTING AND QUALITY CERTIFICATION

CERTIFICATE

Certify that the quality management system of

GRATING MECHANICAL TECHNOLOGY PRODUCTION COMPANY LOMITED

Address: Zone BD, hamlet 3, Phu Thanh commune, Nhon Trach district, Dong Nai province, Vietnam

Manufacturing location: Phu Thanh-Vinh Thanh industrial cluster, hamlet 3, Phu Thanh commune, Nhon Trach district, Dong Nai province, Vietnam

Has been assessed and found to be in conformance with the requirements set forth by

ISO 9001:2015

For the following activities: Manufacturing and Trading Bearing Steel Grating

Certificate no	: TQC.01.859
The validity of certificate	: From 12/10/2019 to 11/10/2022
Details in decision no	: 859/2019/QĐ-TQC
Signed date	: 12/10/2019

Retrieval information code TQC.01.859

Approved to bear certification mark

TQC CENTER FOR TESTING AND QUALITY CERTIFICATION
DIRECTOR
NGUYEN QUANG HUNG

Manufacturing Process

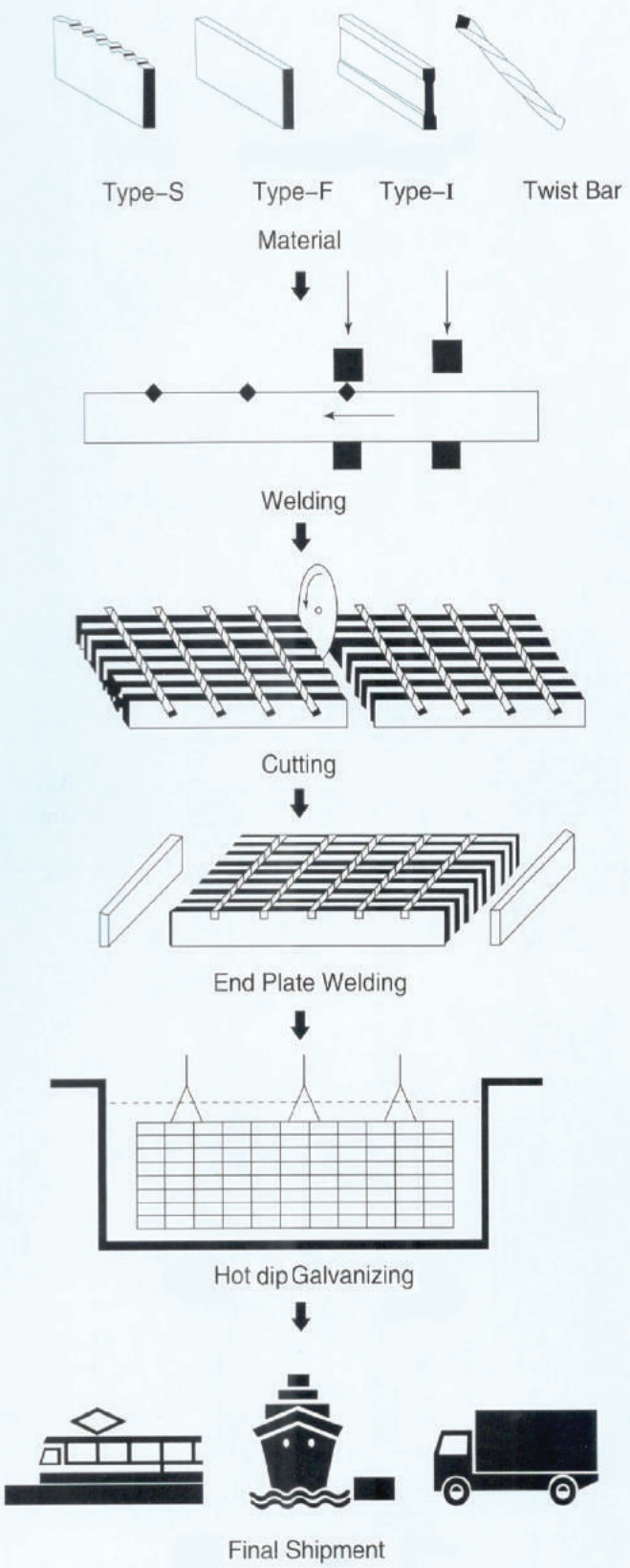



Composition of Grating

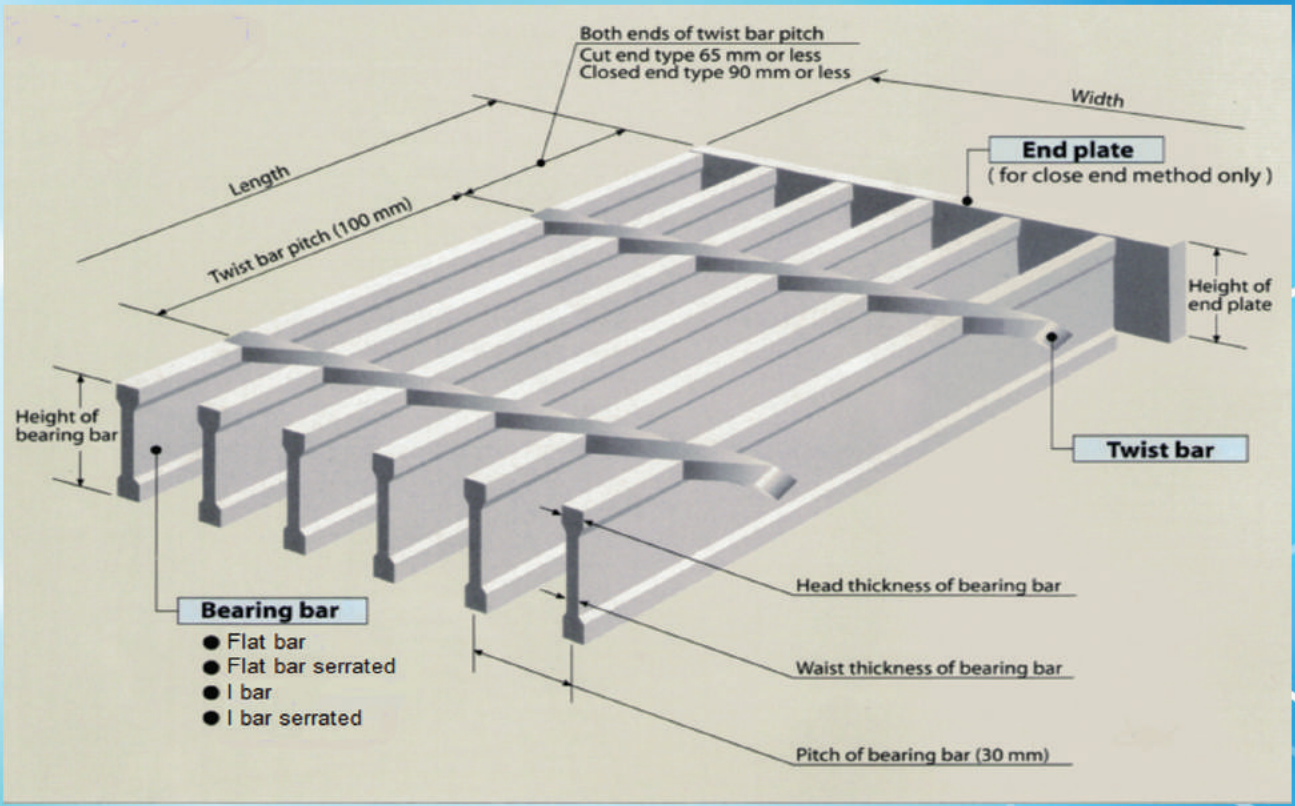



Type F



Type S



Type I



Type IS

Applications of Grating

Grating Floor Walkway

Stair Tread



Drainage Cover

Drainage Pit Cover

Applications of Grating

Applications of Grating

Manufacturing Tolerances

According to specificatios of NAAMM - MBG - 531 – 09,all dimensions given are maximum permission tolerances

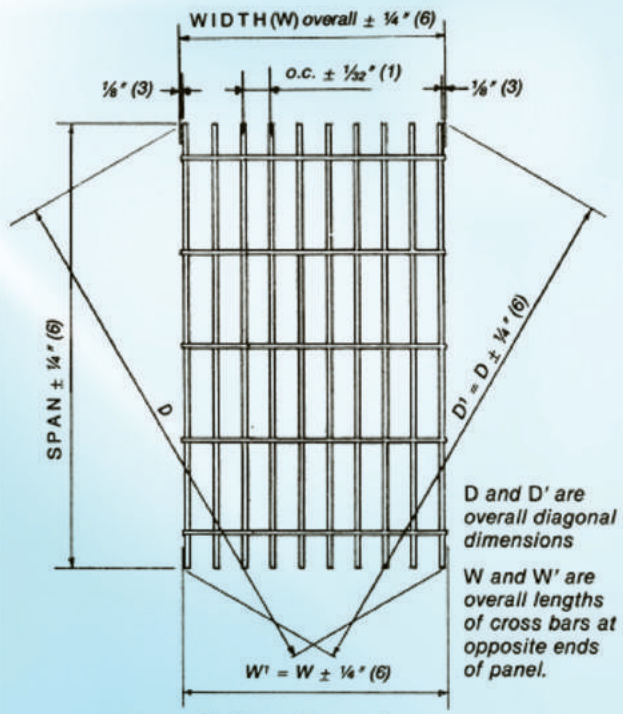

overall dimensions and squareness

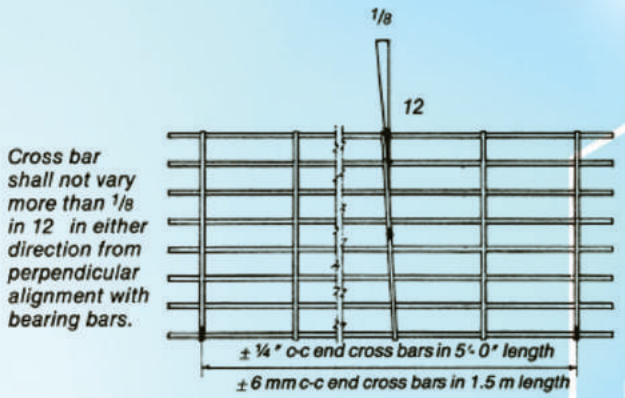

cross bar alignment and spacing

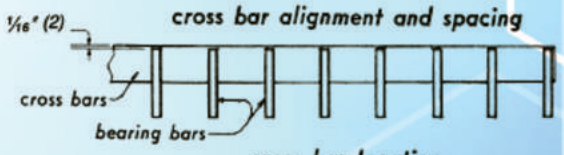

cross bar location

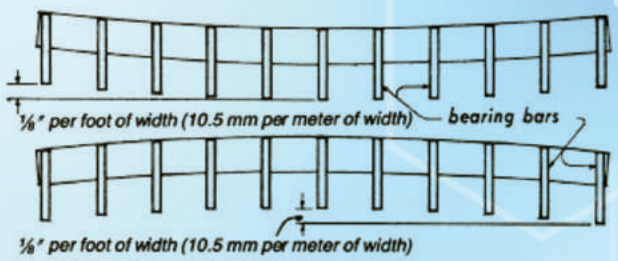

transverse bow
(before fastening to supports)

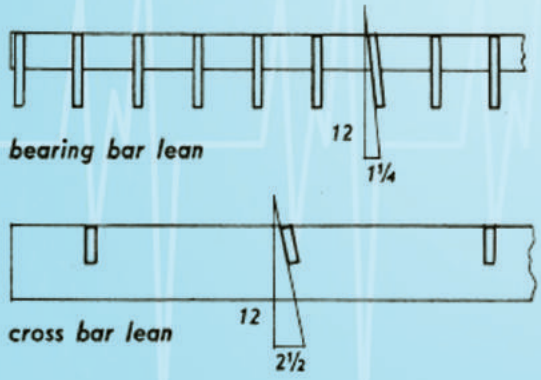

bearing bar lean

cross bar lean

longitudinal bow

Stair Tread (Type F)

STAIR TREAD TOLERANCES

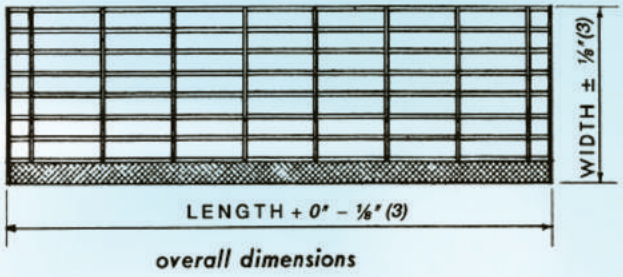

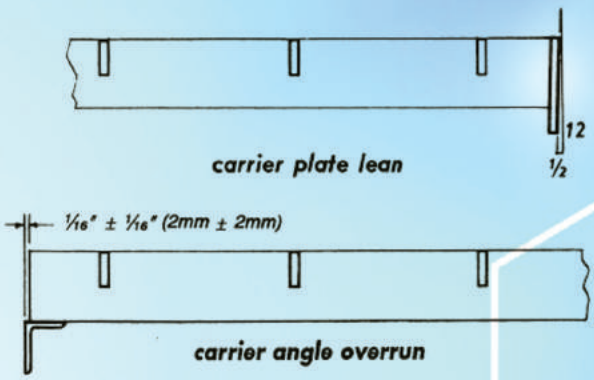

NOTE: *Length of tread is distance between outer faces of carrier plates or back to back of carrier angles.*

ST1

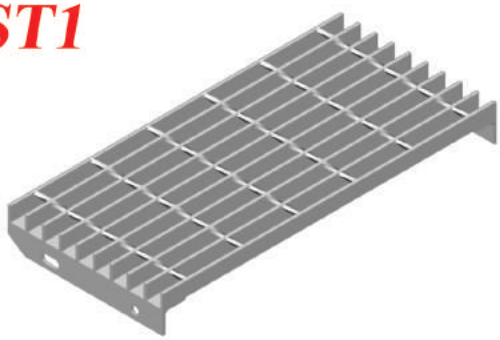

ST2



ST3



ST4



ST5



ST6



Stair Tread (Type S)

STAIR TREAD TOLERANCES

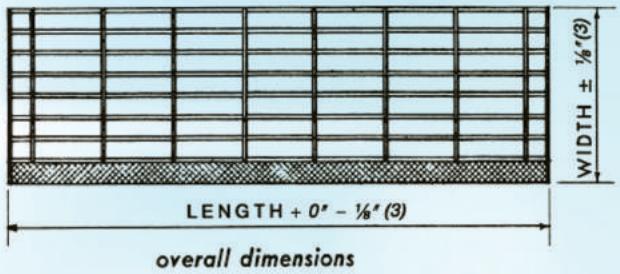

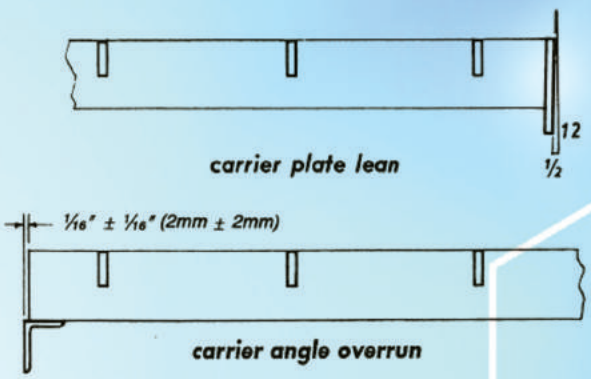

NOTE: *Length of tread is distance between outer faces of carrier plates or back to back of carrier angles.*

ST1

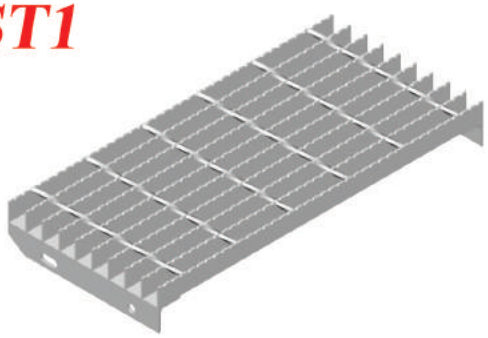

ST2



ST3



ST4



ST5

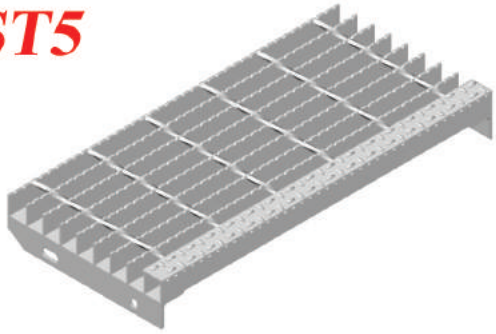

ST6



Installing Method

When removal is not required

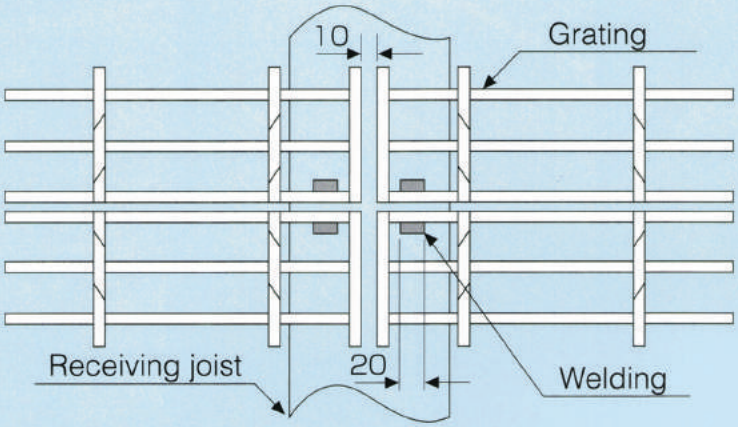

When removal is required

Grating overlap should be 30 mm or more.

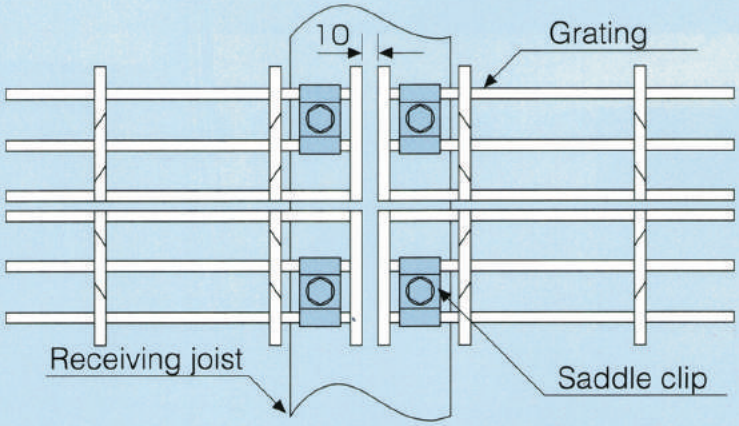

Grating clip type 1

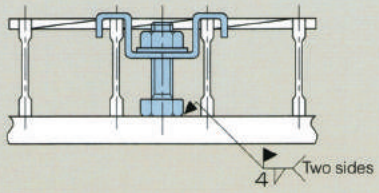

Grating clip type 2

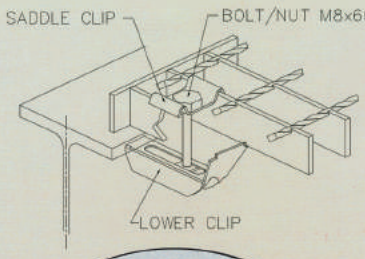

Grating clip type 3

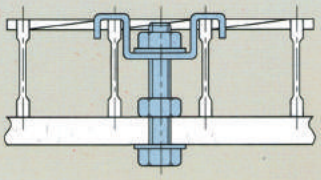



Choose in Steel Grating

STEEL GRATING



G325/30/100





G325/30/50

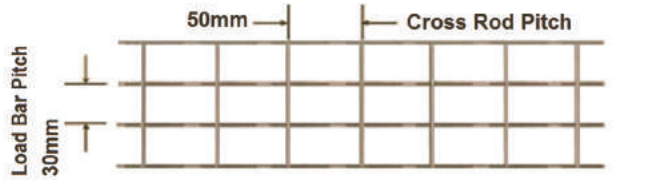

G325/40/100

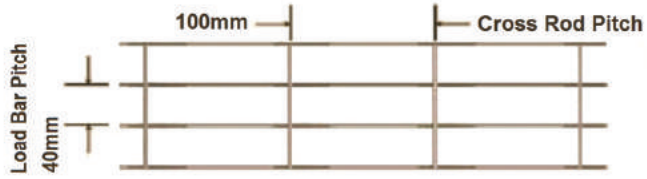



G325/40/50



G325/60/50

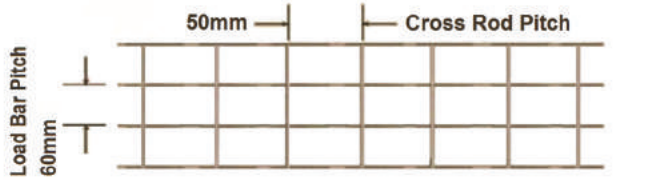

Designation

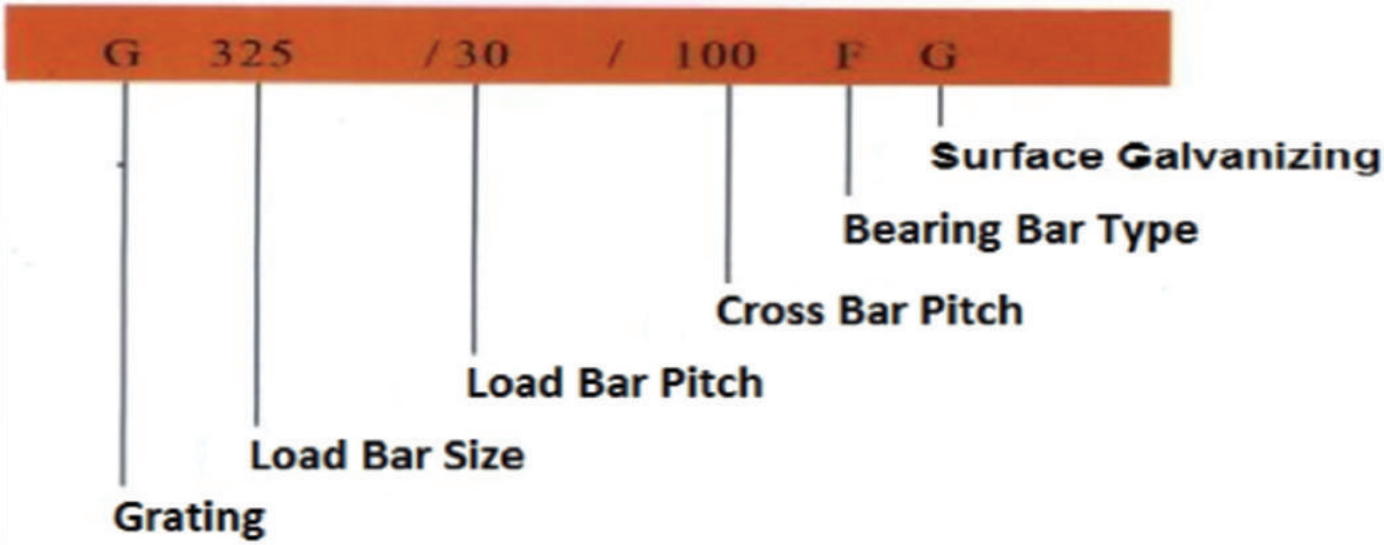

Load Table

LOAD TABLE OF STEEL GRATING FOR PITCH 30

U = Uniform load , Kg/m2
D = Deflection , mm
C = Concentrated load at mid-span , Kg per meter of grating width.
Loads calculated in accordance with an allowable bending stress 17Kg/mm2

Symbol	B.B Size	Weight (Kg/m²)		SPAN (MM)										
				300	450	600	750	900	1050	1200	1500	1800	2100	2400
G253/30	25 × 3	24.32	U	16,056	7,136	4,014	2,569	1,784	1,311	1,003	642	446	328	251
			D	0.64	1.45	2.57	4.02	5.79	7.89	10.29	16.09	23.17	31.53	41.19
			C	2,408	1,606	1,204	963	803	688	602	482	401	344	301
			D	0.51	1.16	2.06	3.22	4.63	6.34	8.31	13.18	19.46	27.44	37.60
G255/30	25 × 5	40.06	U	26,759	11,893	6,690	4,281	2,973	2,184	1,672	1,070	743	546	418
			D	0.64	1.45	2.57	4.02	5.79	7.89	10.29	16.09	23.17	31.53	41.19
			C	4,014	2,676	2,007	1,606	1,338	1,147	1,003	803	669	573	502
			D	0.51	1.16	2.06	3.22	4.63	6.34	8.31	13.18	19.46	27.44	37.60
G303/30	30 × 3	28.77	U	23,120	10,276	5,780	3,699	2,569	1,887	1,445	925	642	472	361
			D	0.53	1.21	2.14	3.35	4.83	6.58	8.58	13.41	19.31	26.28	34.33
			C	3,468	2,312	1,734	1,387	1,156	991	867	694	578	495	434
			D	0.43	0.97	1.72	2.68	3.86	5.28	6.93	10.98	16.22	22.87	31.33
G305/30	30 × 5	47.48	U	38,533	17,126	9,633	6,165	4,281	3,146	2,408	1,541	1,070	786	602
			D	0.53	1.21	2.14	3.35	4.83	6.58	8.58	13.41	19.31	26.28	34.33
			C	5,780	3,853	2,890	2,312	1,927	1,651	1,445	1,156	963	826	723
			D	0.43	0.97	1.72	2.68	3.86	5.28	6.93	10.98	16.22	22.87	31.33
G323/30	32 × 3	30.55	U	26,305	11,691	6,576	4,209	2,923	2,147	1,644	1,052	731	537	411
			D	0.50	1.13	2.01	3.14	4.52	6.16	8.04	12.57	18.10	24.63	32.18
			C	3,946	2,631	1,973	1,578	1,315	1,127	986	789	658	564	493
			D	0.40	0.90	1.61	2.51	3.62	4.95	6.49	10.30	15.20	21.44	29.38
G325/30	32 × 5	50.44	U	43,842	19,485	10,961	7,015	4,871	3,579	2,740	1,754	1,218	895	685
			D	0.50	1.13	2.01	3.14	4.52	6.16	8.04	12.57	18.10	24.63	32.18
			C	6,576	4,384	3,288	2,631	2,192	1,879	1,644	1,315	1,096	939	822
			D	0.40	0.90	1.61	2.51	3.62	4.95	6.49	10.30	15.20	21.44	29.38
G353/30	35 × 3	33.22	U	31,469	13,986	7,867	5,035	3,497	2,569	1,967	1,259	874	642	492
			D	0.46	1.04	1.84	2.87	4.14	5.64	7.35	11.49	16.55	22.52	29.42
			C	4,720	3,147	2,360	1,888	1,573	1,349	1,180	944	787	674	590
			D	0.36	0.83	1.47	2.30	3.31	4.53	5.94	9.41	13.90	19.60	26.86
G355/30	35 × 5	54.90	U	52,448	23,310	13,112	8,392	5,828	4,281	3,278	2,098	1,457	1,070	820
			D	0.46	1.04	1.84	2.87	4.14	5.64	7.35	11.49	16.55	22.52	29.42
			C	7,867	5,245	3,934	3,147	2,622	2,248	1,967	1,573	1,311	1,124	983
			D	0.36	0.83	1.47	2.30	3.31	4.53	5.94	9.41	13.90	19.60	26.86

Load Table

LOAD TABLE OF STEEL GRATING FOR PITCH 30

U = Uniform load , Kg/m2
D = Deflection , mm
C = Concentrated load at mid-span , Kg per meter of grating width.
Loads calculated in accordance with an allowable bending stress 17Kg/mm2

Symbol	B.B Size	Weight (Kg/m²)		SPAN (MM)										
				300	450	600	750	900	1050	1200	1500	1800	2100	2400
G383/30	38 × 3	35.89	U	37,095	16,487	9,274	5,935	4,122	3,028	2,318	1,484	1,030	757	580
			D	0.42	0.95	1.69	2.64	3.81	5.19	6.77	10.58	15.24	20.74	27.10
			C	5,564	3,709	2,782	2,226	1,855	1,590	1,391	1,113	927	795	696
			D	0.34	0.76	1.36	2.11	3.05	4.17	5.47	8.66	12.77	17.98	24.57
G385/30	38 × 5	59.35	U	61,825	27,478	15,456	9,892	6,869	5,047	3,864	2,473	1,717	1,262	966
			D	0.42	0.95	1.69	2.64	3.81	5.19	6.77	10.58	15.24	20.74	27.10
			C	9,274	6,182	4,637	3,709	3,091	2,650	2,318	1,855	1,546	1,325	1,159
			D	0.34	0.76	1.36	2.11	3.05	4.17	5.47	8.66	12.77	17.98	24.57
G403/30	40 × 3	37.67	U	41,102	18,268	10,276	6,576	4,567	3,355	2,569	1,644	1,142	839	642
			D	0.40	0.90	1.61	2.51	3.63	4.94	6.45	10.08	14.51	19.75	25.81
			C	6,165	4,110	3,083	2,466	2,055	1,762	1,541	1,233	1,028	881	771
			D	0.32	0.72	1.30	2.01	2.90	3.97	5.21	8.25	12.16	17.12	23.40
G405/30	40 × 5	62.31	U	68,504	30,446	17,126	10,961	7,612	5,592	4,281	2,740	1,903	1,398	1,070
			D	0.38	0.86	1.53	2.39	3.46	4.71	6.14	9.60	13.82	18.81	24.58
			C	10,276	6,850	5,138	4,110	3,425	2,936	2,569	2,055	1,713	1,468	1,284
			D	0.32	0.72	1.30	2.01	2.90	3.97	5.21	8.25	12.16	17.12	23.40
G453/30	45 × 3	42.12	U	52,020	23,120	13,005	8,323	5,780	4,247	3,251	2,081	1,445	1,062	813
			D	0.35	0.80	1.43	2.23	3.23	4.39	5.73	8.96	12.90	17.56	22.94
			C	7,803	5,202	3,902	3,121	2,601	2,229	1,951	1,561	1,301	1,115	975
			D	0.28	0.64	1.15	1.79	2.58	3.53	4.63	7.33	10.81	15.22	20.80
G455/30	45 × 5	69.73	U	86,700	38,533	21,675	13,872	9,633	7,078	5,419	3,468	2,408	1,769	1,355
			D	0.35	0.80	1.43	2.23	3.23	4.39	5.73	8.96	12.90	17.56	22.94
			C	13,005	8,670	6,503	5,202	4,335	3,716	3,251	2,601	2,168	1,858	1,626
			D	0.28	0.64	1.15	1.79	2.58	3.53	4.63	7.33	10.81	15.22	20.80
G503/30	50 × 3	46.57	U	64,222	28,543	16,056	10,276	7,136	5,243	4,014	2,569	1,784	1,311	1,003
			D	0.32	0.73	1.29	2.01	2.90	3.95	5.15	8.05	11.59	15.77	20.60
			C	9,633	6,422	4,817	3,853	3,211	2,752	2,408	1,927	1,606	1,376	1,204
			D	0.26	0.58	1.03	1.61	2.32	3.17	4.16	6.59	9.73	13.72	18.80
G505/30	50 × 5	77.15	U	107,037	47,572	26,759	17,126	11,893	8,738	6,690	4,281	2,973	2,184	1,672
			D	0.32	0.73	1.29	2.01	2.90	3.95	5.15	8.05	11.59	15.77	20.60
			C	16,056	10,704	8,028	6,422	5,352	4,587	4,014	3,211	2,676	2,294	2,007
			D	0.26	0.58	1.03	1.61	2.32	3.17	4.16	6.59	9.73	13.72	18.80

Load Table

LOAD TABLE OF STEEL GRATING FOR PITCH 34

U = Uniform load , Kg/m2
D = Deflection , mm
C = Concentrated load at mid-span , Kg per meter of grating width.
Loads calculated in accordance with an allowable bending stress 17Kg/mm2

Symbol	B.B Size	Weight (Kg/m²)		SPAN (MM)										
				300	450	600	750	900	1050	1200	1500	1800	2100	2400
G253/34	25 x 3	21.84	U	14,167	6,296	3,542	2,267	1,574	1,156	885	567	394	289	221
			D	0.64	1.45	2.57	4.02	5.79	7.89	10.29	16.09	23.17	31.53	41.19
			C	2,125	1,417	1,063	850	708	607	531	425	354	304	266
			D	0.51	1.16	2.06	3.22	4.63	6.34	8.31	13.18	19.46	27.44	37.60
G255/34	25 x 5	35.94	U	23,611	10,494	5,903	3,778	2,623	1,927	1,476	944	656	482	369
			D	0.64	1.45	2.57	4.02	5.79	7.89	10.29	16.09	23.17	31.53	41.19
			C	3,542	2,361	1,771	1,417	1,181	1,012	885	708	590	506	443
			D	0.51	1.16	2.06	3.22	4.63	6.34	8.31	13.18	19.46	27.44	37.60
G303/34	30 x 3	25.80	U	20,400	9,067	5,100	3,264	2,267	1,665	1,275	816	567	416	319
			D	0.53	1.21	2.14	3.35	4.83	6.58	8.58	13.41	19.31	26.28	34.33
			C	3,060	2,040	1,530	1,224	1,020	874	765	612	510	437	383
			D	0.43	0.97	1.72	2.68	3.86	5.28	6.93	10.98	16.22	22.87	31.33
G305/34	30 x 5	42.53	U	34,000	15,111	8,500	5,440	3,778	2,776	2,125	1,360	944	694	531
			D	0.53	1.21	2.14	3.35	4.83	6.58	8.58	13.41	19.31	26.28	34.33
			C	5,100	3,400	2,550	2,040	1,700	1,457	1,275	1,020	850	729	638
			D	0.43	0.97	1.72	2.68	3.86	5.28	6.93	10.98	16.22	22.87	31.33
G323/34	32 x 3	27.38	U	23,211	10,316	5,803	3,714	2,579	1,895	1,451	928	645	474	363
			D	0.50	1.13	2.01	3.14	4.52	6.16	8.04	12.57	18.10	24.63	32.18
			C	3,482	2,321	1,741	1,393	1,161	995	870	696	580	497	435
			D	0.40	0.90	1.61	2.51	3.62	4.95	6.49	10.30	15.20	21.44	29.38
G325/34	32 x 5	45.17	U	38,684	17,193	9,671	6,190	4,298	3,158	2,418	1,547	1,075	789	604
			D	0.50	1.13	2.01	3.14	4.52	6.16	8.04	12.57	18.10	24.63	32.18
			C	5,803	3,868	2,901	2,321	1,934	1,658	1,451	1,161	967	829	725
			D	0.40	0.90	1.61	2.51	3.62	4.95	6.49	10.30	15.20	21.44	29.38
G353/34	35 x 3	29.76	U	27,767	12,341	6,942	4,443	3,085	2,267	1,735	1,111	771	567	434
			D	0.46	1.04	1.84	2.87	4.14	5.64	7.35	11.49	16.55	22.52	29.42
			C	4,165	2,777	2,083	1,666	1,388	1,190	1,041	833	694	595	521
			D	0.36	0.83	1.47	2.30	3.31	4.53	5.94	9.41	13.90	19.60	26.86
G355/34	35 x 5	49.13	U	46,278	20,568	11,569	7,404	5,142	3,778	2,892	1,851	1,285	944	723
			D	0.46	1.04	1.84	2.87	4.14	5.64	7.35	11.49	16.55	22.52	29.42
			C	6,942	4,628	3,471	2,777	2,314	1,983	1,735	1,388	1,157	992	868
			D	0.36	0.83	1.47	2.30	3.31	4.53	5.94	9.41	13.90	19.60	26.86

Load Table

LOAD TABLE OF STEEL GRATING FOR PITCH 34

U = Uniform load , Kg/m2
D = Deflection , mm
C = Concentrated load at mid-span , Kg per meter of grating width.
Loads calculated in accordance with an allowable bending stress 17Kg/mm2

Symbol	B.B Size	Weight (Kg/m²)		SPAN (MM)										
				300	450	600	750	900	1050	1200	1500	1800	2100	2400
G383/34	38 × 3	32.13	U	32,731	14,547	8,183	5,237	3,637	2,672	2,046	1,309	909	668	511
			D	0.42	0.95	1.69	2.64	3.81	5.19	6.77	10.58	15.24	20.74	27.10
			C	4,910	3,273	2,455	1,964	1,637	1,403	1,227	982	818	701	614
			D	0.34	0.76	1.36	2.11	3.05	4.17	5.47	8.66	12.77	17.98	24.57
G385/34	38 × 5	53.08	U	54,551	24,245	13,638	8,728	6,061	4,453	3,409	2,182	1,515	1,113	852
			D	0.42	0.95	1.69	2.64	3.81	5.19	6.77	10.58	15.24	20.74	27.10
			C	8,183	5,455	4,091	3,273	2,728	2,338	2,046	1,637	1,364	1,169	1,023
			D	0.34	0.76	1.36	2.11	3.05	4.17	5.47	8.66	12.77	17.98	24.57
G403/34	40 × 3	33.71	U	36,267	16,119	9,067	5,803	4,030	2,961	2,267	1,451	1,007	740	567
			D	0.40	0.90	1.61	2.51	3.63	4.94	6.45	10.08	14.51	19.75	25.81
			C	5,440	3,627	2,720	2,176	1,813	1,554	1,360	1,088	907	777	680
			D	0.32	0.72	1.30	2.01	2.90	3.97	5.21	8.25	12.16	17.12	23.40
G405/34	40 × 5	55.72	U	60,444	26,864	15,111	9,671	6,716	4,934	3,778	2,418	1,679	1,234	944
			D	0.38	0.86	1.53	2.39	3.46	4.71	6.14	9.60	13.82	18.81	24.58
			C	9,067	6,044	4,533	3,627	3,022	2,590	2,267	1,813	1,511	1,295	1,133
			D	0.32	0.72	1.30	2.01	2.90	3.97	5.21	8.25	12.16	17.12	23.40
G453/34	45 × 3	37.67	U	45,900	20,400	11,475	7,344	5,100	3,747	2,869	1,836	1,275	937	717
			D	0.35	0.80	1.43	2.23	3.23	4.39	5.73	8.96	12.90	17.56	22.94
			C	6,885	4,590	3,443	2,754	2,295	1,967	1,721	1,377	1,148	984	861
			D	0.28	0.64	1.15	1.79	2.58	3.53	4.63	7.33	10.81	15.22	20.80
G455/34	45 × 5	62.31	U	76,500	34,000	19,125	12,240	8,500	6,245	4,781	3,060	2,125	1,561	1,195
			D	0.35	0.80	1.43	2.23	3.23	4.39	5.73	8.96	12.90	17.56	22.94
			C	11,475	7,650	5,738	4,590	3,825	3,279	2,869	2,295	1,913	1,639	1,434
			D	0.28	0.64	1.15	1.79	2.58	3.53	4.63	7.33	10.81	15.22	20.80
G503/34	50 × 3	41.62	U	56,667	25,185	14,167	9,067	6,296	4,626	3,542	2,267	1,574	1,156	885
			D	0.32	0.73	1.29	2.01	2.90	3.95	5.15	8.05	11.59	15.77	20.60
			C	8,500	5,667	4,250	3,400	2,833	2,429	2,125	1,700	1,417	1,214	1,063
			D	0.26	0.58	1.03	1.61	2.32	3.17	4.16	6.59	9.73	13.72	18.80
G505/34	50 × 5	68.91	U	94,444	41,975	23,611	15,111	10,494	7,710	5,903	3,778	2,623	1,927	1,476
			D	0.32	0.73	1.29	2.01	2.90	3.95	5.15	8.05	11.59	15.77	20.60
			C	14,167	9,444	7,083	5,667	4,722	4,048	3,542	2,833	2,361	2,024	1,771
			D	0.26	0.58	1.03	1.61	2.32	3.17	4.16	6.59	9.73	13.72	18.80

Load Table

LOAD TABLE OF STEEL GRATING FOR PITCH 40

U = Uniform load , Kg/m2
D = Deflection , mm
C = Concentrated load at mid-span , Kg per meter of grating width.
Loads calculated in accordance with an allowable bending stress 17Kg/mm2

Symbol	B.B Size	Weight (Kg/m²)		SPAN (MM)										
				300	450	600	750	900	1050	1200	1500	1800	2100	2400
G253/40	25 x 3	19.37	U	12,278	5,457	3,069	1,964	1,364	1,002	767	491	341	251	192
			D	0.64	1.45	2.57	4.02	5.79	7.89	10.29	16.09	23.17	31.53	41.19
			C	1,842	1,228	921	737	614	526	460	368	307	263	230
			D	0.51	1.16	2.06	3.22	4.63	6.34	8.31	13.18	19.46	27.44	37.60
G255/40	25 x 5	31.82	U	20,463	9,095	5,116	3,274	2,274	1,670	1,279	819	568	418	320
			D	0.64	1.45	2.57	4.02	5.79	7.89	10.29	16.09	23.17	31.53	41.19
			C	3,069	2,046	1,535	1,228	1,023	877	767	614	512	438	384
			D	0.51	1.16	2.06	3.22	4.63	6.34	8.31	13.18	19.46	27.44	37.60
G303/40	30 x 3	22.83	U	17,680	7,858	4,420	2,829	1,964	1,443	1,105	707	491	361	276
			D	0.53	1.21	2.14	3.35	4.83	6.58	8.58	13.41	19.31	26.28	34.33
			C	2,652	1,768	1,326	1,061	884	758	663	530	442	379	332
			D	0.43	0.97	1.72	2.68	3.86	5.28	6.93	10.98	16.22	22.87	31.33
G305/40	30 x 5	37.59	U	29,467	13,096	7,367	4,715	3,274	2,405	1,842	1,179	819	601	460
			D	0.53	1.21	2.14	3.35	4.83	6.58	8.58	13.41	19.31	26.28	34.33
			C	4,420	2,947	2,210	1,768	1,473	1,263	1,105	884	737	631	553
			D	0.43	0.97	1.72	2.68	3.86	5.28	6.93	10.98	16.22	22.87	31.33
G323/40	32 x 3	24.22	U	20,116	8,940	5,029	3,219	2,235	1,642	1,257	805	559	411	314
			D	0.50	1.13	2.01	3.14	4.52	6.16	8.04	12.57	18.10	24.63	32.18
			C	3,017	2,012	1,509	1,207	1,006	862	754	603	503	431	377
			D	0.40	0.90	1.61	2.51	3.62	4.95	6.49	10.30	15.20	21.44	29.38
G325/40	32 x 5	39.89	U	33,527	14,901	8,382	5,364	3,725	2,737	2,095	1,341	931	684	524
			D	0.50	1.13	2.01	3.14	4.52	6.16	8.04	12.57	18.10	24.63	32.18
			C	5,029	3,353	2,514	2,012	1,676	1,437	1,257	1,006	838	718	629
			D	0.40	0.90	1.61	2.51	3.62	4.95	6.49	10.30	15.20	21.44	29.38
G353/40	35 x 3	26.29	U	24,064	10,695	6,016	3,850	2,674	1,964	1,504	963	668	491	376
			D	0.46	1.04	1.84	2.87	4.14	5.64	7.35	11.49	16.55	22.52	29.42
			C	3,610	2,406	1,805	1,444	1,203	1,031	902	722	602	516	451
			D	0.36	0.83	1.47	2.30	3.31	4.53	5.94	9.41	13.90	19.60	26.86
G355/40	35 x 5	43.36	U	40,107	17,826	10,027	6,417	4,456	3,274	2,507	1,604	1,114	819	627
			D	0.46	1.04	1.84	2.87	4.14	5.64	7.35	11.49	16.55	22.52	29.42
			C	6,016	4,011	3,008	2,406	2,005	1,719	1,504	1,203	1,003	859	752
			D	0.36	0.83	1.47	2.30	3.31	4.53	5.94	9.41	13.90	19.60	26.86

Load Table

LOAD TABLE OF STEEL GRATING FOR PITCH 40

U = Uniform load , Kg/m2
D = Deflection , mm
C = Concentrated load at mid-span , Kg per meter of grating width.
Loads calculated in accordance with an allowable bending stress 17Kg/mm2

Symbol	B.B Size	Weight (Kg/m²)		SPAN (MM)										
				300	450	600	750	900	1050	1200	1500	1800	2100	2400
G383/40	38 × 3	28.37	U	28,367	12,607	7,092	4,539	3,152	2,316	1,773	1,135	788	579	443
			D	0.42	0.95	1.69	2.64	3.81	5.19	6.77	10.58	15.24	20.74	27.10
			C	4,255	2,837	2,127	1,702	1,418	1,216	1,064	851	709	608	532
			D	0.34	0.76	1.36	2.11	3.05	4.17	5.47	8.66	12.77	17.98	24.57
G385/40	38 × 5	46.82	U	47,278	21,012	11,819	7,564	5,253	3,859	2,955	1,891	1,313	965	739
			D	0.42	0.95	1.69	2.64	3.81	5.19	6.77	10.58	15.24	20.74	27.10
			C	7,092	4,728	3,546	2,837	2,364	2,026	1,773	1,418	1,182	1,013	886
			D	0.34	0.76	1.36	2.11	3.05	4.17	5.47	8.66	12.77	17.98	24.57
G403/40	40 × 3	29.76	U	31,431	13,969	7,858	5,029	3,492	2,566	1,964	1,257	873	641	491
			D	0.40	0.90	1.61	2.51	3.63	4.94	6.45	10.08	14.51	19.75	25.81
			C	4,715	3,143	2,357	1,886	1,572	1,347	1,179	943	786	674	589
			D	0.32	0.72	1.30	2.01	2.90	3.97	5.21	8.25	12.16	17.12	23.40
G405/40	40 × 5	49.13	U	52,385	23,282	13,096	8,382	5,821	4,276	3,274	2,095	1,455	1,069	819
			D	0.40	0.90	1.61	2.51	3.63	4.94	6.45	10.08	14.51	19.75	25.81
			C	7,858	5,239	3,929	3,143	2,619	2,245	1,964	1,572	1,310	1,123	982
			D	0.32	0.72	1.30	2.01	2.90	3.97	5.21	8.25	12.16	17.12	23.40
G453/40	45 × 3	33.22	U	39,780	17,680	9,945	6,365	4,420	3,247	2,486	1,591	1,105	812	622
			D	0.35	0.80	1.43	2.23	3.23	4.39	5.73	8.96	12.90	17.56	22.94
			C	5,967	3,978	2,984	2,387	1,989	1,705	1,492	1,193	995	852	746
			D	0.28	0.64	1.15	1.79	2.58	3.53	4.63	7.33	10.81	15.22	20.80
G455/40	45 × 5	54.90	U	66,300	29,467	16,575	10,608	7,367	5,412	4,144	2,652	1,842	1,353	1,036
			D	0.35	0.80	1.43	2.23	3.23	4.39	5.73	8.96	12.90	17.56	22.94
			C	9,945	6,630	4,973	3,978	3,315	2,841	2,486	1,989	1,658	1,421	1,243
			D	0.28	0.64	1.15	1.79	2.58	3.53	4.63	7.33	10.81	15.22	20.80
G503/40	50 × 3	36.68	U	49,111	21,827	12,278	7,858	5,457	4,009	3,069	1,964	1,364	1,002	767
			D	0.32	0.73	1.29	2.01	2.90	3.95	5.15	8.05	11.59	15.77	20.60
			C	7,367	4,911	3,683	2,947	2,456	2,105	1,842	1,473	1,228	1,052	921
			D	0.26	0.58	1.03	1.61	2.32	3.17	4.16	6.59	9.73	13.72	18.80
G505/40	50 × 5	60.66	U	81,852	36,379	20,463	13,096	9,095	6,682	5,116	3,274	2,274	1,670	1,279
			D	0.32	0.73	1.29	2.01	2.90	3.95	5.15	8.05	11.59	15.77	20.60
			C	12,278	8,185	6,139	4,911	4,093	3,508	3,069	2,456	2,046	1,754	1,535
			D	0.26	0.58	1.03	1.61	2.32	3.17	4.16	6.59	9.73	13.72	18.80

Processing

Special processing corresponding to the shape of the installation site and customer demand is also available. Please feel free to inquire.

Special processing

Without cutout

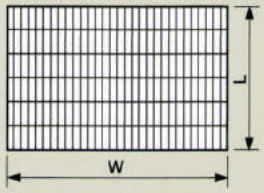

Order us as
W(width) x L(length) x number.

With cutout

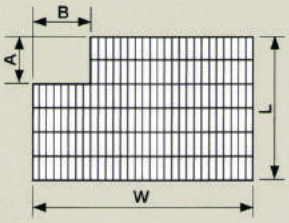

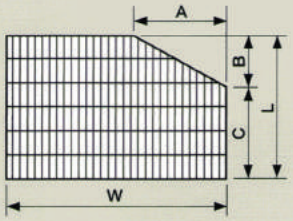

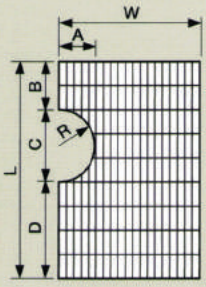

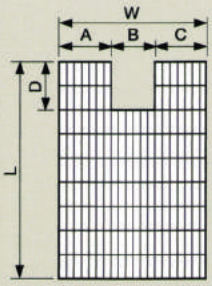

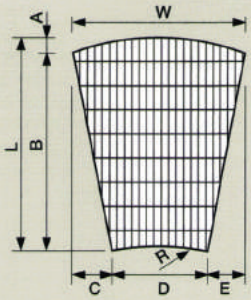

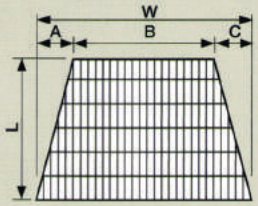

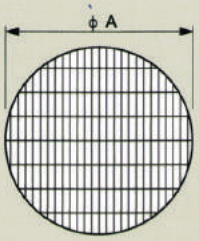

Order with reference to single product drawings and specify outer dimensions, cutout dimensions, etc. Consult us when manufacture requires a layout.

Attachment dimension

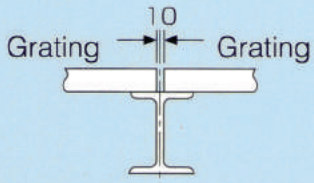

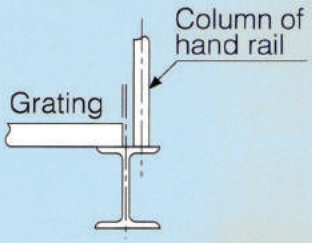

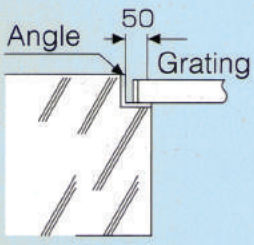

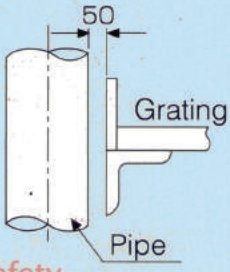

※ Attachment width of grating should be 30mm or more for safety.

CÔNG TY TNHH SX CK CN GRATING